












ASTTBC Satisfaction Survey Results 2013

The 2013 Member Satisfaction Survey Results, shown below were taken from the 1000 responses received from ASTTBC members. We thank those who participated in the survey and trust the results are of value to all members. The next Members Satisfaction Survey will be held in 2015.




Category 1. Tell Us About Yourself

What is your Employer group?

Government	218		21.8%
Industry	301		30.1%
Instructor	8		0.8%
Consulting	215		21.5%
Self-employed	127		12.7%
Student	35		3.5%
Unemployed	27		2.7%
Retired	42		4.2%
Other	27		2.7%




Total: 1000

Does your employer pay your annual ASTTBC dues?

Yes	611		61.1%
No	354		35.4%
Partial or sometimes	35		3.5%

Total: 1000

Does your employer pay for job-related seminars and workshops?

Yes	601		60.1%
No	238		23.8%
Partial or sometimes	161		16.1%

Total: 1000

Are you a member of a union?

Yes	229		22.9%
No	771		77.1%

Total: 1000

What is your highest level of education?

Grade school education	9	0.9%
High school diploma	30	3.0%
Technical Specialist training program (e.g. Home Inspection or Fire Protection)	48	4.8%
Technician certificate	149	14.9%
Technologist diploma	578	57.8%
Bachelor of Technology	20	2.0%
Bachelor of Engineering	51	5.1%
Other Bachelor degree	77	7.7%
Masters degree	33	3.3%
Doctoral degree	5	0.5%

Total: 1000

Do you belong to another professional association? (e.g. APEGBC, ABCFP, ABCLS, etc)

Yes	204	20.4%
No	796	79.6%

Total: 1000

Are you a member of an industry association(s)? (e.g. ASHRAE, IEEE, CSCE, etc.)

Yes	228	22.8%
No	772	77.2%

Total: 1000

Category 2 Overall Satisfaction

Please indicate your overall level of satisfaction with ASTTBC efforts.

1 - very satisfied 2 - satisfied 3 - average 4 - dissatisfied 5 - very dissatisfied

Protecting the public interest through high standards of certification and discipline

1	280	28.0%
2	404	40.4%
3	166	16.6%
4	118	11.8%
5	32	3.2%

Total: 1000

Promoting professional recognition of members to employers

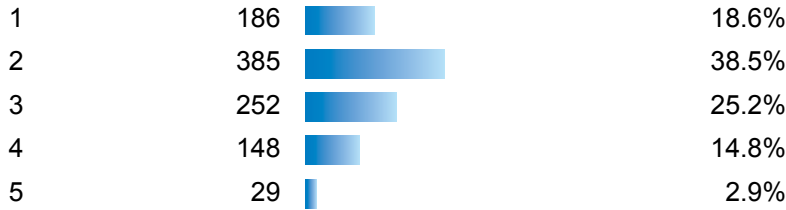
1	244	24.4%
2	365	36.5%
3	209	20.9%
4	143	14.3%
5	39	3.9%

Total: 1000

Please indicate your overall level of satisfaction with ASTTBC efforts.

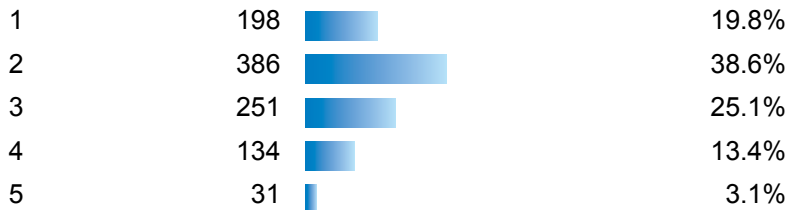
1 - very satisfied 2 - satisfied 3 - average 4 - dissatisfied 5 - very dissatisfied

Promoting the role and visibility of members to the public



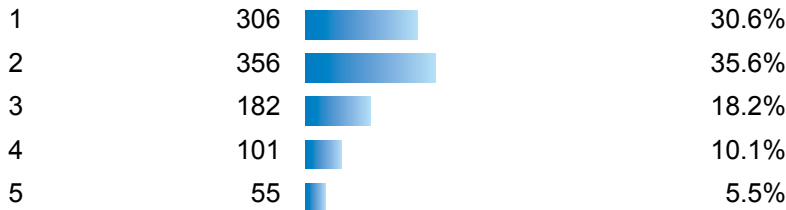
Total: 1000

Promoting the profession, technology careers and ASTTBC through advertising and marketing



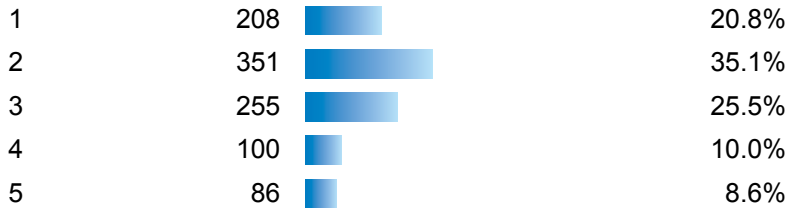
Total: 1000

Communications with members



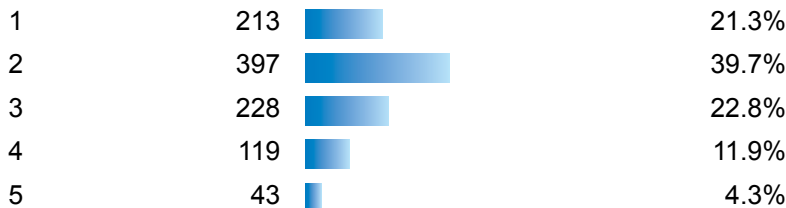
Total: 1000

ASTTBC events (e.g. AGM, Member Meetings, Technology Awards & Recognition Celebration)



Total: 1000

Governance and administration of the Association

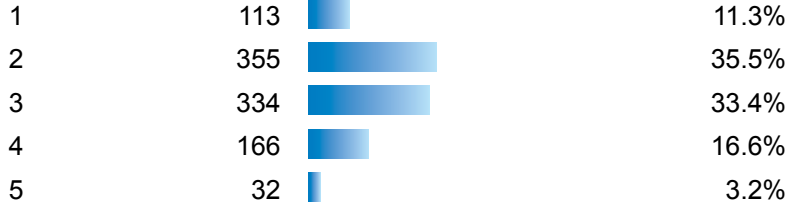


Total: 1000

Please indicate your overall level of satisfaction with ASTTBC efforts.

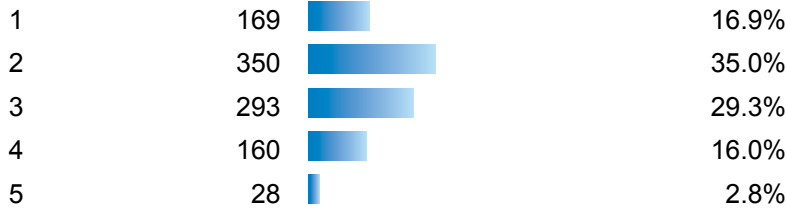
1 - very satisfied 2 - satisfied 3 - average 4 - dissatisfied 5 - very dissatisfied

Annual dues level



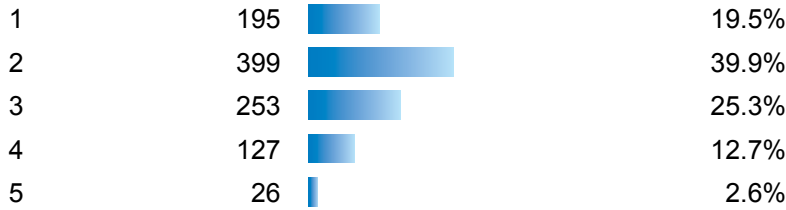
Total: 1000

Ongoing value of membership



Total: 1000

Your overall satisfaction with ASTTBC



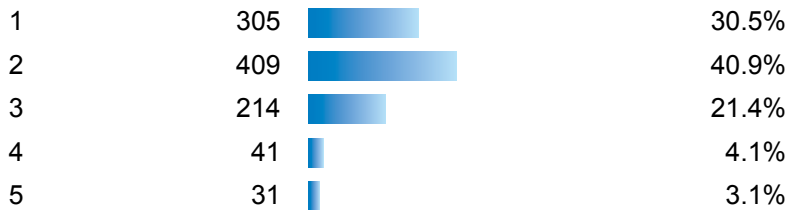
Total: 1000

Category 3 Areas of Activity

Please indicate how important you feel it is for ASTTBC to perform activities in the following areas:

1 - must do 2 - important 3 - average 4 - not important 5 - definitely should not do

Secure defined rights to practice for ASTTBC members including developing areas of 'Qualified Professional status or QP'

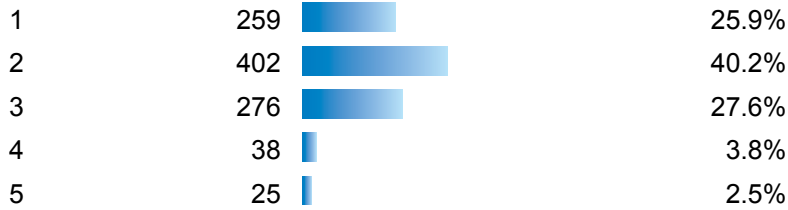


Total: 1000

Please indicate how important you feel it is for ASTTBC to perform activities in the following areas:

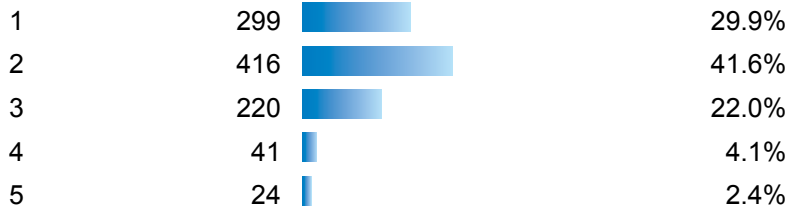
1 - must do 2 - important 3 - average 4 - not important 5 - definitely should not do

Seek changes to the ASTT Act to include defined rights to practice



Total: 1000

Discussion with other professional associations about JOINT initiatives that promote and advance the teams in which ASTTBC members function



Total: 1000

Work with APEGBC to promote and enhance the Engineering Licensee (Eng.L.) program



Total: 1000

Work with AIBC to develop limited licensure in Architecture



Total: 1000

Develop positions on public policy issues (e.g. technology education & awareness; sustainability; women in technology; etc.)








Total: 1000

Please indicate how important you feel it is for ASTTBC to perform activities in the following areas:






1 - must do 2 - important 3 - average 4 - not important 5 - definitely should not do

Increase public profile of ASTTBC and the professionals we register

1	340		34.0%
2	427		42.7%
3	175		17.5%
4	36		3.6%
5	22		2.2%





Total: 1000

Increase employer relations (Employer Partner Program)

1	289		28.9%
2	429		42.9%
3	215		21.5%
4	42		4.2%
5	25		2.5%






Total: 1000

Enhance ASTTBC's Continuing Professional Development (CPD) program

1	221		22.1%
2	430		43.0%
3	261		26.1%
4	69		6.9%
5	19		1.9%

Total: 1000

Make CPD reporting mandatory for all members

1	103		10.3%
2	268		26.8%
3	440		44.0%
4	96		9.6%
5	93		9.3%

Total: 1000

Continue to join with other groups in offering technical workshops

1	231		23.1%
2	458		45.8%
3	242		24.2%
4	50		5.0%
5	19		1.9%

Total: 1000

Please indicate how important you feel it is for ASTTBC to perform activities in the following areas:






1 - must do 2 - important 3 - average 4 - not important 5 - definitely should not do

Continue to publish a Member Compensation Survey

1	220		22.0%
2	382		38.2%
3	332		33.2%
4	45		4.5%
5	21		2.1%

Total: 1000

Expansion of member services

1	186		18.6%
2	415		41.5%
3	324		32.4%
4	49		4.9%
5	26		2.6%

Total: 1000

Expand specific services for students, grad techs and retired members

1	173		17.3%
2	381		38.1%
3	354		35.4%
4	60		6.0%
5	32		3.2%

Total: 1000

Increase communications with members

1	113		11.3%
2	312		31.2%
3	491		49.1%
4	60		6.0%
5	24		2.4%

Total: 1000

Target communications to specific disciplines of members


1	161		16.1%
2	412		41.2%
3	359		35.9%
4	39		3.9%
5	29		2.9%

Total: 1000

Please indicate how important you feel it is for ASTTBC to perform activities in the following areas:

1 - must do 2 - important 3 - average 4 - not important 5 - definitely should not do

Continue holding community level member meetings

1	152		15.2%
2	362		36.2%
3	409		40.9%
4	55		5.5%
5	22		2.2%






Total: 1000

Enhance the Errors & Omissions insurance program

1	116		11.6%
2	298		29.8%
3	513		51.3%
4	52		5.2%
5	21		2.1%






Total: 1000

Continue to promote careers in technology to the public

1	316		31.6%
2	430		43.0%
3	194		19.4%
4	29		2.9%
5	31		3.1%


Total: 1000

Development of a mentorship program for new graduates

1	237		23.7%
2	425		42.5%
3	267		26.7%
4	45		4.5%
5	26		2.6%

Total: 1000

Continuing to expand ASTTBC's role in assisting Internationally Trained Technology Professionals in getting established and registered

1	178		17.8%
2	357		35.7%
3	370		37.0%
4	72		7.2%
5	23		2.3%

Total: 1000

Please indicate how important you feel it is for ASTTBC to perform activities in the following areas:

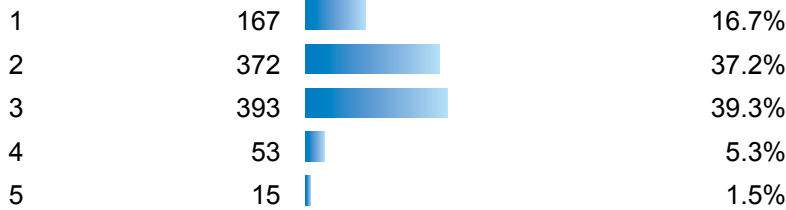
1 - must do 2 - important 3 - average 4 - not important 5 - definitely should not do

Enhancement of linkages with international organizations with similar goals and interests



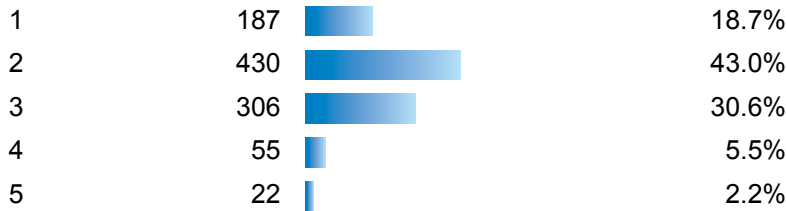
Total: 1000

Increase recruitment activity



Total: 1000

Continue developing certification in new technology disciplines



Total: 1000

Continue developing certification in new TECHNICAL SPECIALIST areas



Total: 1000

Category 4 Licensing and Designations

Are you an Engineering Licensee or Eng.L with APEGBC?

Yes	17		1.7%
No	983		98.3%

Total: 1000

Do you plan to obtain a Limited Licence within the next 3 years?

Yes	147		14.7%
No	853		85.3%

Total: 1000

Are you an Engineering Licensee with APEGGA?

Yes	5		0.5%
No	995		99.5%

Total: 1000

Are you an Engineering Licensee or Eng.L with APEGBC?

Yes	17		1.7%
No	983		98.3%

Total: 1000

Do you plan to obtain a Limited Licence within the next 3 years?

Yes	147		14.7%
No	853		85.3%

Total: 1000

Are you an Engineering Licensee with APEGGA?

Yes	5		0.5%
No	995		99.5%

Total: 1000

Do you have a PTech designation in Alberta?

Yes	5		0.5%
No	995		99.5%

Total: 1000

Do you plan on obtaining a PTech in Alberta within the next 3 years?

Yes	49		4.9%
No	951		95.1%

Total: 1000

Are you aware of ASTTBC's designation Registered Technology Manager (RTMgr), a program designed to recognize an individual member's ability to manage in a technical environment?

Yes	409		40.9%
No	591		59.1%



Total: 1000

Are you interested in obtaining the RTMgr designation?

Yes	241		24.1%
No	759		75.9%






Total: 1000

If YES, please tell us when you might apply:

I have already recently applied	14		4.9%
I plan in the next 12 months	273		95.1%

Total: 287

If NO, please tell us why: (check all that apply)

I'm already a RTMgr	12		1.3%
I'm just not interested	255		27.0%
I'm not in a management capacity	193		20.5%
I'm not sure yet	186		19.7%
I need more information on the program and the benefits	297		31.5%

Total: 943

Do you have another managerial designation? (e.g. PMP)

Yes	81		8.1%
No	919		91.9%






Total: 1000

Category 5 ASTTBC Performance

Please indicate how well you feel ASTTBC is performing (or achieving) in each section below using the following ranking.

1-Strongly Agree 2-Agree 3-Average 4-Disagree 5-Strongly disagree

High standards of professional certification/regulation

1	269		26.9%
2	485		48.5%
3	185		18.5%
4	42		4.2%
5	19		1.9%

Total: 1000

Please indicate how well you feel ASTTBC is performing (or achieving) in each section below using the following ranking.

1-Strongly Agree 2-Agree 3-Average 4-Disagree 5-Strongly disagree

Admission/registration procedures

1	233		23.3%
2	464		46.4%
3	226		22.6%
4	55		5.5%
5	22		2.2%

Total: 1000

Complaint resolution and discipline

1	138		13.8%
2	376		37.6%
3	434		43.4%
4	30		3.0%
5	22		2.2%

Total: 1000

Transferability/portability between provinces/countries

1	130		13.0%
2	337		33.7%
3	453		45.3%
4	55		5.5%
5	25		2.5%

Total: 1000

Granting credit for experiential learning certification

1	134		13.4%
2	337		33.7%
3	451		45.1%
4	60		6.0%
5	18		1.8%

Total: 1000






The current minimum work experience requirement for certification is adequate

1	161		16.1%
2	439		43.9%
3	316		31.6%
4	62		6.2%
5	22		2.2%

Total: 1000



Please indicate how well you feel ASTTBC is performing (or achieving) in each section below using the following ranking.
1-Strongly Agree 2-Agree 3-Average 4-Disagree 5-Strongly disagree

The Code Of Ethics adequately addresses contemporary ethical issues facing ASTTBC members

1	221		22.1%
2	450		45.0%
3	276		27.6%
4	38		3.8%
5	15		1.5%

Total: 1000

Ensuring that those practicing in technology are registered with ASTTBC

1	200		20.0%
2	378		37.8%
3	308		30.8%
4	87		8.7%
5	27		2.7%

Total: 1000

Public understanding of the role of technologists and technicians

1	158		15.8%
2	340		34.0%
3	331		33.1%
4	136		13.6%
5	35		3.5%


Total: 1000

Public understanding of the role of technical specialists

1	151		15.1%
2	302		30.2%
3	374		37.4%
4	132		13.2%
5	41		4.1%

Total: 1000

Members are perceived as having accountability

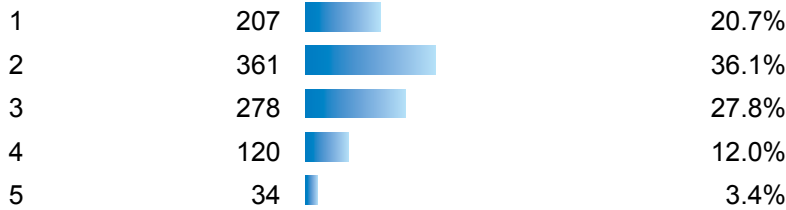
1	180		18.0%
2	385		38.5%
3	337		33.7%
4	77		7.7%
5	21		2.1%

Total: 1000

Please indicate how well you feel ASTTBC is performing (or achieving) in each section below using the following ranking.

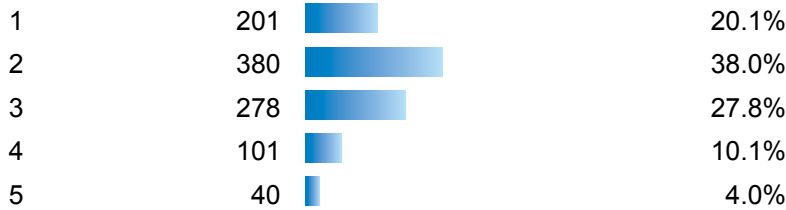
1-Strongly Agree 2-Agree 3-Average 4-Disagree 5-Strongly disagree

Members are recognized as professional by employers



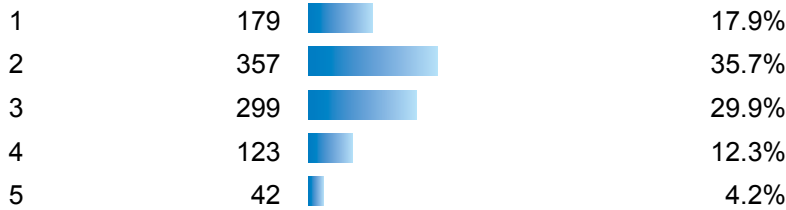
Total: 1000

Members are recognized as professional by regulatory bodies (e.g. BC government and municipalities)



Total: 1000

Members are recognized as professional by other professionals



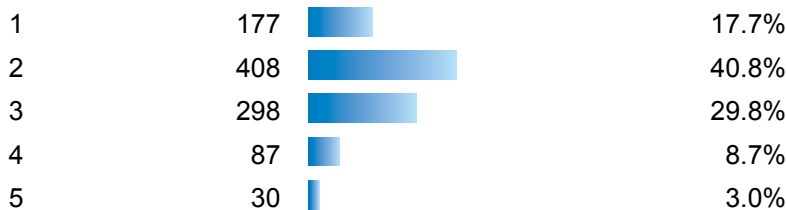
Total: 1000

ASTTBC has influence and impact on health, public safety and the environment



Total: 1000

ASTTBC has credibility and influence



Total: 1000

Please indicate how well you feel ASTTBC is performing (or achieving) in each section below using the following ranking.






1-Strongly Agree 2-Agree 3-Average 4-Disagree 5-Strongly disagree

ASTTBC is consulted on key issues

1	108		10.8%
2	325		32.5%
3	449		44.9%
4	98		9.8%
5	20		2.0%

Total: 1000

ASTTBC has positive relations with other professional associations

1	166		16.6%
2	429		42.9%
3	318		31.8%
4	68		6.8%
5	19		1.9%

Total: 1000

ASTTBC is a strong voice with government

1	132		13.2%
2	302		30.2%
3	435		43.5%
4	99		9.9%
5	32		3.2%






Total: 1000

ASTTBC is proactive vs. re-active on important issues

1	150		15.0%
2	386		38.6%
3	378		37.8%
4	62		6.2%
5	24		2.4%

Total: 1000

ASTTBC creates awareness of itself and technology professionals

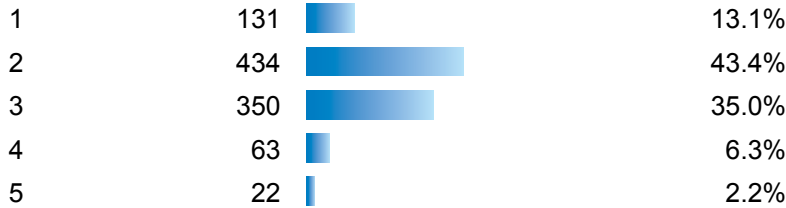
1	155		15.5%
2	434		43.4%
3	320		32.0%
4	72		7.2%
5	19		1.9%

Total: 1000

Please indicate how well you feel ASTTBC is performing (or achieving) in each section below using the following ranking.

1-Strongly Agree 2-Agree 3-Average 4-Disagree 5-Strongly disagree

ASTTBC is making progress toward defined rights of practice



Total: 1000

ASTTBC is doing enough to advocate that jobs are filled by AScT / CTech and technical specialist registered members



Total: 1000

Providing information on workshops and seminars that are provided by others



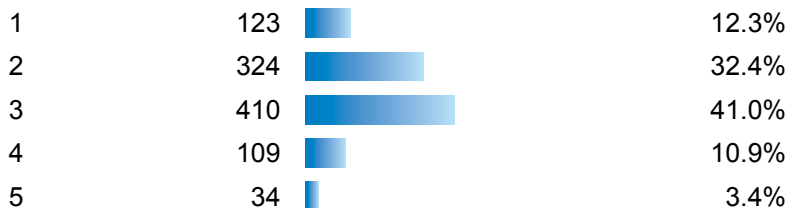
Total: 1000

Providing a good Professional Liability Insurance (Errors & Omissions) program



Total: 1000

The Member Compensation Survey is helpful in negotiations with employers



Total: 1000

Please indicate how well you feel ASTTBC is performing (or achieving) in each section below using the following ranking.

1-Strongly Agree 2-Agree 3-Average 4-Disagree 5-Strongly disagree

Services for SELF-EMPLOYED members



Total: 1000

Services for students, grad tech and retired members



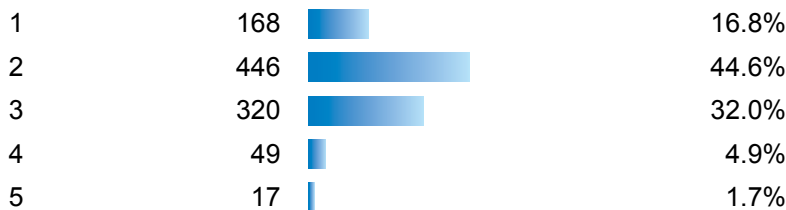
Total: 1000

Strategic planning



Total: 1000

Forward looking and innovative



Total: 1000

Leadership and entrepreneurial business style








Total: 1000

Please indicate how well you feel ASTTBC is performing (or achieving) in each section below using the following ranking.






1-Strongly Agree 2-Agree 3-Average 4-Disagree 5-Strongly disagree

Open and transparent

1	192		19.2%
2	434		43.4%
3	304		30.4%
4	44		4.4%
5	26		2.6%

Total: 1000

Being accessible and responding to members

1	221		22.1%
2	411		41.1%
3	295		29.5%
4	51		5.1%
5	22		2.2%

Total: 1000

Sound financial position

1	170		17.0%
2	413		41.3%
3	375		37.5%
4	27		2.7%
5	15		1.5%

Total: 1000

Utilization of volunteers

1	136		13.6%
2	383		38.3%
3	435		43.5%
4	35		3.5%
5	11		1.1%

Total: 1000

Annual General Meeting

1	151		15.1%
2	364		36.4%
3	429		42.9%
4	43		4.3%
5	13		1.3%

Total: 1000

Please indicate how well you feel ASTTBC is performing (or achieving) in each section below using the following ranking.

1-Strongly Agree 2-Agree 3-Average 4-Disagree 5-Strongly disagree

Governance of ASTTBC

1	191		19.1%
2	399		39.9%
3	354		35.4%
4	38		3.8%
5	18		1.8%

Total: 1000

Performance of Council

1	176		17.6%
2	398		39.8%
3	371		37.1%
4	40		4.0%
5	15		1.5%

Total: 1000

Performance of staff

1	234		23.4%
2	430		43.0%
3	289		28.9%
4	29		2.9%
5	18		1.8%

Total: 1000

Category 6 Communications

Please rank your opinion of the effectiveness of the various communication methods that ASTTBC currently employs to reach you as a member.

1 - very satisfied 2 - satisfied 3 - average 4 - dissatisfied 5 - not applicable

ASTT News printed newsletter

1	229		22.9%
2	406		40.6%
3	257		25.7%
4	85		8.5%
5	23		2.3%

Total: 1000

ASTT e-News electronic newsletter






1	284		28.4%
2	430		43.0%
3	217		21.7%
4	53		5.3%
5	16		1.6%

Total: 1000

Please rank your opinion of the effectiveness of the various communication methods that ASTTBC currently employs to reach you as a member.






1 - very satisfied 2 - satisfied 3 - average 4 - dissatisfied 5 - not applicable

Member broadcast e-mails

1	216		21.6%
2	456		45.6%
3	252		25.2%
4	63		6.3%
5	13		1.3%






Total: 1000

ASTTBC web site

1	217		21.7%
2	422		42.2%
3	277		27.7%
4	73		7.3%
5	11		1.1%





Total: 1000

Individually addressed mail

1	201		20.1%
2	413		41.3%
3	298		29.8%
4	53		5.3%
5	35		3.5%




Total: 1000

On average, how much time do you spend reading each issue of the ASTT Connect (formerly the ASTT News)?

Do not read	68		6.8%
Less than 15 minutes	513		51.3%
15-30 minutes	376		37.6%
More than 30 minutes	43		4.3%

Total: 1000

We currently post the ASTT Connect online as a PDF. Do you access it in this manner?

Yes	286		28.6%
No	379		37.9%
I didn't know it was there to begin with	335		33.5%

Total: 1000

Please rank your opinion of the effectiveness of the various communication methods that ASTTBC currently employs to reach you as a member.




1 - very satisfied 2 - satisfied 3 - average 4 - dissatisfied 5 - not applicable

Are you receiving e-News?

Yes	884		88.4%
No	116		11.6%




Total: 1000

If you answered Yes, how much time do you spend reading each issue of the e-News?

Less than 15 minutes	514		62.0%
15-30 minutes	292		35.2%
More than 30 minutes	23		2.8%




Total: 829

If you answered No, tell us why. (Check all that apply)

Not interested	37		15.2%
No time	129		52.9%
The content doesn't interest me	78		32.0%





Total: 244

If you answered No, tell us why. (Check all that apply)

Not interested	37		15.2%
No time	129		52.9%
The content doesn't interest me	78		32.0%

Total: 244

Please indicate the electronic delivery format you prefer for the ASTT e-News:

No change, keep it the same	466		46.6%
Broadcast email that a new edition is available for download	118		11.8%
e-News sent in type with brief summary articles with hotlinks and photos.	232		23.2%
No preference	184		18.4%

Total: 1000

Would you be interested in staying up to date on ASTTBC in a blog style webpage with archives? Articles from the e-News could be distributed in this manner.

Yes	331		33.1%
No	669		66.9%

Total: 1000

Please rank your opinion of the effectiveness of the various communication methods that ASTTBC currently employs to reach you as a member.

1 - very satisfied 2 - satisfied 3 - average 4 - dissatisfied 5 - not applicable

In addition to ASTTBC Connect and ASTT e-News, how else do you obtain news and information about ASTTBC? (check all that apply)

Website	668		37.8%
Broadcast emails	394		22.3%
AGM	76		4.3%
Members meetings	138		7.8%
Other members	186		10.5%
Employer	67		3.8%
Government	49		2.8%
Interest groups	58		3.3%
Media	129		7.3%

Total: 1765

Category 7 Distribution of News

Please indicate the importance of providing news and/or information on the following topics (either by ASTT News, ASTT e-News, web site, broadcast email):

1 - most interested 2 - important 3 - average 4 - not important 5 - not applicable

Achievements and issues on practice rights

1	214		21.4%
2	466		46.6%
3	283		28.3%
4	37		3.7%

Total: 1000

Up to date summaries on the ASTTBC/APEGBC Joint Board

1	152		15.2%
2	363		36.3%
3	386		38.6%
4	71		7.1%
5	28		2.8%

Total: 1000

Legislative and regulatory changes

1	273		27.3%
2	407		40.7%
3	269		26.9%
4	33		3.3%
5	18		1.8%

Total: 1000

Please indicate the importance of providing news and/or information on the following topics (either by ASTT News, ASTT e-News, web site, broadcast email):

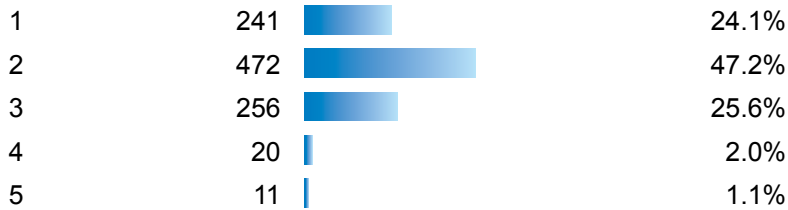
1 - most interested 2 - important 3 - average 4 - not important 5 - not applicable

Information on registration processes



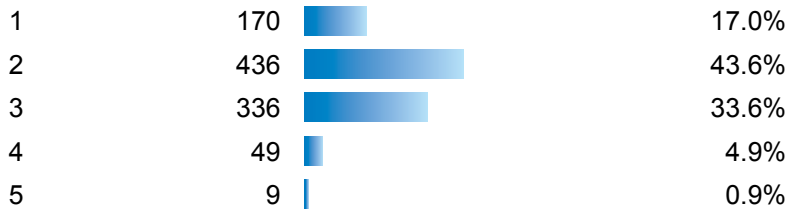
Total: 1000

Information on professional standards



Total: 1000

Association activities



Total: 1000

Council minutes



Total: 1000

President's viewpoint



Total: 1000

Please indicate the importance of providing news and/or information on the following topics (either by ASTT News, ASTT e-News, web site, broadcast email):

1 - most interested 2 - important 3 - average 4 - not important 5 - not applicable

Executive Director's report



Total: 1000

Registrar's report



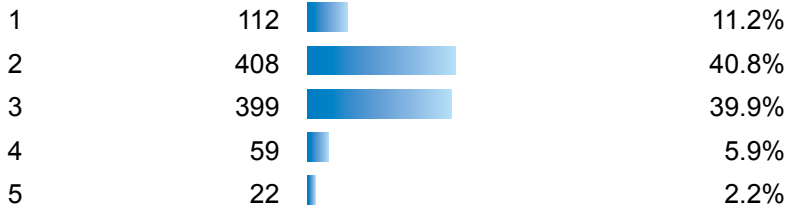
Total: 1000

Practice Review Board disciplinary findings



Total: 1000

Letters to the Editor



Total: 1000

Member profile



Total: 1000

Please indicate the importance of providing news and/or information on the following topics (either by ASTT News, ASTT e-News, web site, broadcast email):

1 - most interested 2 - important 3 - average 4 - not important 5 - not applicable

Members in the news

Importance	Count	Percentage
1	170	17.0%
2	399	39.9%
3	364	36.4%
4	53	5.3%
5	14	1.4%

Total: 1000

Continuing Professional Development information

Importance	Count	Percentage
1	274	27.4%
2	434	43.4%
3	257	25.7%
4	17	1.7%
5	18	1.8%

Total: 1000

Career development information

Importance	Count	Percentage
1	276	27.9%
2	431	43.5%
3	243	24.5%
4	22	2.2%
5	18	1.8%

Total: 990

Promoting careers in technology

Importance	Count	Percentage
1	273	27.3%
2	410	41.0%
3	273	27.3%
4	27	2.7%
5	17	1.7%

Total: 1000

Sustainability information






Importance	Count	Percentage
1	174	17.4%
2	404	40.4%
3	374	37.4%
4	36	3.6%
5	12	1.2%

Total: 1000

Please indicate the importance of providing news and/or information on the following topics (either by ASTT News, ASTT e-News, web site, broadcast email):






1 - most interested 2 - important 3 - average 4 - not important 5 - not applicable

Public policy issues

1	149		14.9%
2	438		43.8%
3	377		37.7%
4	28		2.8%
5	8		0.8%






Total: 1000

Technical bulletins

1	213		21.3%
2	465		46.5%
3	284		28.4%
4	28		2.8%
5	10		1.0%

Total: 1000

Feature articles

1	145		14.5%
2	462		46.2%
3	351		35.1%
4	30		3.0%
5	12		1.2%






Total: 1000

Employment/Job Ads

1	263		26.3%
2	352		35.2%
3	297		29.7%
4	57		5.7%
5	31		3.1%

Total: 1000

TechJOBS job postings at www.asttbc.org/jobs






1	275		27.5%
2	354		35.4%
3	287		28.7%
4	53		5.3%
5	31		3.1%

Total: 1000

Please indicate the importance of providing news and/or information on the following topics (either by ASTT News, ASTT e-News, web site, broadcast email):






1 - most interested 2 - important 3 - average 4 - not important 5 - not applicable

Providing discipline specific articles

1	181		18.1%
2	410		41.0%
3	352		35.2%
4	43		4.3%
5	14		1.4%






Total: 1000

Coming events, seminars & workshops

1	236		23.6%
2	430		43.0%
3	286		28.6%
4	35		3.5%
5	13		1.3%





Total: 1000

How useful do you find the broadcast e-mails that ASTTBC currently sends to members?

Highly useful	118		11.8%
Occasionally useful	751		75.1%
Not useful	93		9.3%
Not aware that ASTTBC sent broadcast e-mails or do not receive	20		2.0%
I don't receive them	18		1.8%








Total: 1000

How useful is the ASTTBC web site to you (www.asttbc.org)?

Very useful	150		15.0%
Useful	461		46.1%
Somewhat useful	334		33.4%
No use	55		5.5%

Total: 1000
























On average, how often do you go to ASTTBC's web site?

Once a day or more	5		0.5%
Several times each week	21		2.1%
Once a week	77		7.7%
Several times a month	116		11.6%
Once a month	265		26.5%
Less than once a month	468		46.8%
Never	48		4.8%

Total: 1000






Please answer the remaining 6 questions in Category 7, as appropriate.

Please indicate which services/documents you access on ASTTBC’s website?

Searchable Member Directory	390		7.5%
TechJOBS job postings	381		7.3%
CTEN job postings	187		3.6%
Member Compensation Survey report	405		7.8%
General Member Survey	238		4.6%
Coming Events	408		7.9%
What’s New	410		7.9%
Awards	130		2.5%
Bursary and scholarship information	100		1.9%
ASTT Connect (formerly ASTT News)	214		4.1%
ASTT e-News	324		6.2%
Member services/affinity programs	239		4.6%
Registration information	168		3.2%
Dues renewal online	594		11.4%
Event registration online	147		2.8%
Contact information update	157		3.0%
Council Minutes	49		0.9%
Executive Director’s Report	75		1.4%
Staff contact list	102		2.0%
TechPRO	123		2.4%
Career Awareness info.	149		2.9%
Links to other organizations	125		2.4%
Online CPD Logbook	81		1.6%

Total: 5196

What additional information/services would you like to see on ASTTBC’s web site?

Changes to relevant government legislation	401		22.2%
Code changes and technical standards documents	463		25.6%
Technical information and reports	477		26.4%
Members Discussion Forum section	280		15.5%
Online mini-polls	188		10.4%

Total: 1809





Please answer the remaining 6 questions in Category 7, as appropriate.

Have you posted your profile to TechPRO?

Yes	92		9.2%
No	908		90.8%

Total: 1000

If you answered NO, please tell us why.

Not aware of TechPRO	417		46%
Not interested	209		23%
No time	154		17%
Other	127		14%

Total: 907

Have you seen ASTTBC ads/articles in newspapers, magazines, or any other media in the past year?

Yes	455		45.5%
No	545		54.5%

Total: 1000

If you've seen our ads, how would you generally rate the quality and messaging?

Excellent	107		20.1%
Good	398		74.8%
Poor	27		5.1%

Total: 532

Category 8 Member Services

Please rank how much the following services would benefit you:

1 - very worthwhile 2 - worthwhile 3 - average 4 - little benefit 5 - no benefit

ASTTBC employer job posting section - TechJOBS (www.asttbc.org/jobs)?

1	150		15.0%
2	273		27.3%
3	300		30.0%
4	125		12.5%
5	152		15.2%

Total: 1000

CTEN online employment assistance

1	110		11.0%
2	199		19.9%
3	334		33.4%
4	142		14.2%
5	215		21.5%

Total: 1000

Please rank how much the following services would benefit you:

1 - very worthwhile 2 - worthwhile 3 - average 4 - little benefit 5 - no benefit

ASTTBC Professional Liability Insurance Program

1	129		12.9%
2	210		21.0%
3	330		33.0%
4	117		11.7%
5	214		21.4%

Total: 1000

Life Insurance Services (Manulife)

1	94		9.4%
2	203		20.3%
3	288		28.8%
4	125		12.5%
5	290		29.0%

Total: 1000

Home Insurance Services (TD Insurance)

1	91		9.1%
2	179		17.9%
3	302		30.2%
4	125		12.5%
5	303		30.3%

Total: 1000

Sickness, Accident and Disability Insurance (Manulife)

1	79		7.9%
2	182		18.2%
3	299		29.9%
4	130		13.0%
5	310		31.0%

Total: 1000

Auto Lease/Purchase Plan

1	69		6.9%
2	158		15.8%
3	304		30.4%
4	145		14.5%
5	324		32.4%

Total: 1000

Please rank how much the following services would benefit you:

1 - very worthwhile 2 - worthwhile 3 - average 4 - little benefit 5 - no benefit

Technology Ring

1	96		9.6%
2	145		14.5%
3	320		32.0%
4	138		13.8%
5	301		30.1%

Total: 1000

Discount at Marks (Work clothing)

1	178		17.8%
2	267		26.7%
3	294		29.4%
4	132		13.2%
5	129		12.9%

Total: 1000

Mortgage Products (Dreyer)

1	58		5.8%
2	113		11.3%
3	318		31.8%
4	147		14.7%
5	364		36.4%

Total: 1000

Management skills training

1	111		11.1%
2	245		24.5%
3	345		34.5%
4	93		9.3%
5	206		20.6%

Total: 1000

Critical Illness Insurance (ACE Life through Cropo Financial)

1	62		6.2%
2	146		14.6%
3	296		29.6%
4	134		13.4%
5	362		36.2%

Total: 1000

Please rank how much the following services would benefit you:

1 - very worthwhile 2 - worthwhile 3 - average 4 - little benefit 5 - no benefit

Technical seminars

1	153		15.3%
2	328		32.8%
3	322		32.2%
4	95		9.5%
5	102		10.2%





Total: 1000

CPD or product awareness webinars by ASTTBC

1	106		10.6%
2	254		25.4%
3	368		36.8%
4	119		11.9%
5	153		15.3%

Total: 1000

Financial Services

1	56		5.6%
2	138		13.8%
3	356		35.6%
4	134		13.4%
5	316		31.6%






Total: 1000

Travel Savings

1	96		9.6%
2	184		18.4%
3	330		33.0%
4	125		12.5%
5	265		26.5%

Total: 1000

Pet Insurance

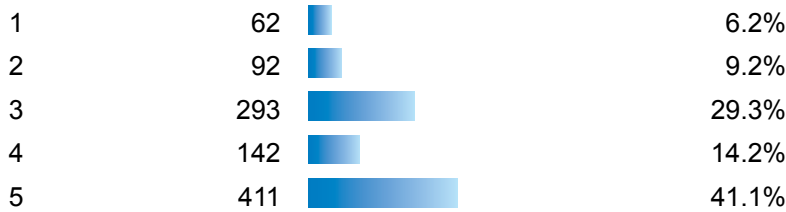
1	49		4.9%
2	80		8.0%
3	267		26.7%
4	150		15.0%
5	454		45.4%

Total: 1000

Please rank how much the following services would benefit you:

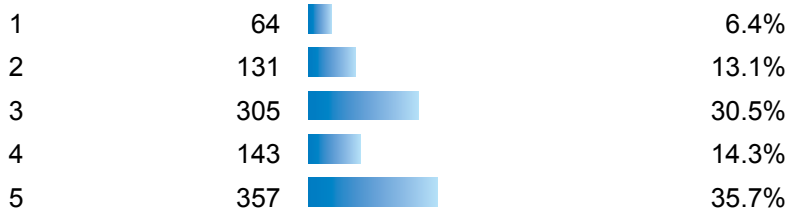
1 - very worthwhile 2 - worthwhile 3 - average 4 - little benefit 5 - no benefit

Credit Card



Total: 1000

General Banking programs to reduce service charges



Total: 1000

Hotel Discounts



Total: 1000

Would you be interested in a member service where you can advertise products/services on the ASTTBC website either to members or the general public?



Total: 1000

Do you display your ASTTBC registration certificate at your place of work?



Total: 1000

Please rank how much the following services would benefit you:

1 - very worthwhile 2 - worthwhile 3 - average 4 - little benefit 5 - no benefit

If you answered NO, please tell us why (check all that apply)



If you display your registration certificate, do you add the annual renewal decal to it each year?



Would you prefer to receive a credit card style plastic membership card rather than what is currently sent?



Would you be interested in volunteering with ASTTBC?

