









1. Please Tell Us A Little About Yourself *(name is not needed for results)*

Employer group

Government	212		22.7%
Industry	278		29.8%
Consulting	194		20.8%
Self-employed	132		14.1%
Student	45		4.8%
Unemployed	15		1.6%
Retired	29		3.1%
Other	29		3.1%

Total: 934

Does your employer pay your annual ASTTBC dues?

Yes	533		57.1%
No	373		39.9%
Partial or sometimes	32		3.0%

Total: 934

Does your employer pay for job-related seminars and workshops?

Yes	663		71.0%
No	271		29.0%

Total: 934

Are you a member of a union?


Yes	236		25.3%
No	698		74.7%

Total: 934

What is your highest level of education?

Grade school education	4		0.4%
High school diploma	27		2.9%

What is your highest level of education? ... cont'd



Total: 934

Do you belong to another professional association? (eg. APEGBC, ABCFP, ABCLS, ACLS, AIBC, BCIA, CAB, BOABC)



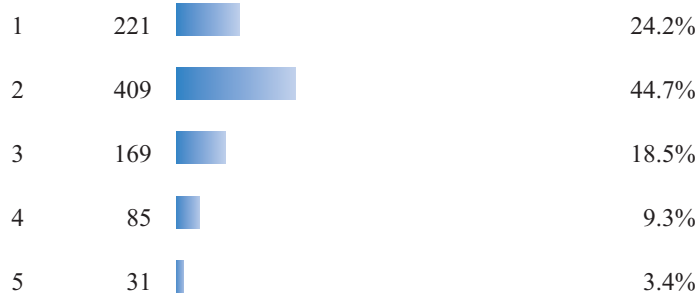
Total: 934

Overall Satisfaction

Please indicate your overall level of satisfaction with ASTTBC efforts.

1 - very satisfied 2 - satisfied 3 - average 4 - dissatisfied 5 - very dissatisfied

Protecting the public interest through high standards of certification and discipline

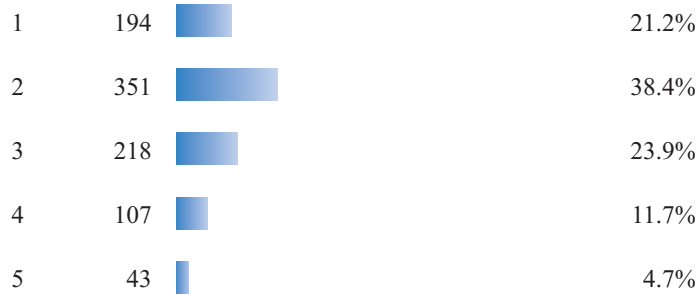


Total: 915

Please indicate your overall level of satisfaction with ASTTBC efforts.

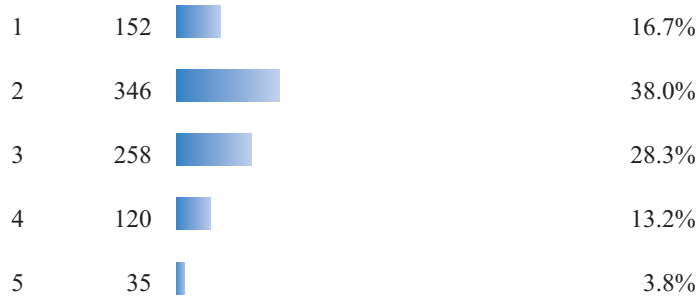
1 - very satisfied 2 - satisfied 3 - average 4 - dissatisfied 5 - very dissatisfied

Promoting professional recognition of members to employers



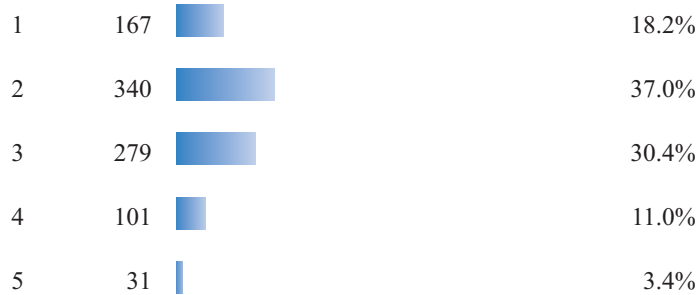
Total: 913

Promoting the role and visibility of members to the public



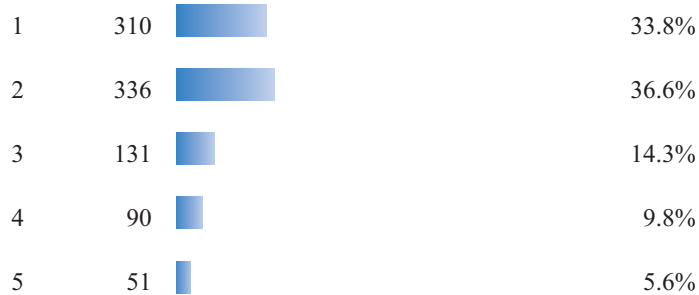
Total: 911

Promoting the profession, technology careers and ASTTBC through advertising and marketing



Total: 918

Communications with members








Total: 918

Please indicate your overall level of satisfaction with ASTTBC efforts.




1 - very satisfied 2 - satisfied 3 - average 4 - dissatisfied 5 - very dissatisfied

Member services and benefits

1	160		17.6%
2	352		38.7%
3	270		29.7%
4	93		10.2%
5	35		3.8%






Total: 910

ASTTBC events (eg. AGM, Awards & Recognition Celebration)

1	140		16.3%
2	348		40.4%
3	273		31.7%
4	71		8.2%
5	29		3.4%






Total: 861

Governance and administration of the Association

1	178		20.0%
2	377		42.4%
3	218		24.5%
4	81		9.1%
5	36		4.0%

Total: 890

Annual dues level






1	110		12.0%
2	325		35.6%
3	321		35.1%
4	119		13.0%
5	39		4.3%

Total: 914

Please indicate your overall level of satisfaction with ASTTBC efforts.






1 - very satisfied 2 - satisfied 3 - average 4 - dissatisfied 5 - very dissatisfied

Ongoing value of membership

1	146		16.0%
2	340		37.2%
3	260		28.4%
4	126		13.8%
5	42		4.6%

Total: 914

Your overall satisfaction with ASTTBC






1	153		16.5%
2	407		43.9%
3	218		23.5%
4	112		12.1%
5	38		4.1%

Total: 928

Please indicate how important you feel it is for ASTTBC to perform activities in the following areas:






1 - must do 2 - important 3 - average 4 - not important 5 - definitely should not do

Secure defined rights to practice for ASTTBC members

1	265		29.3%
2	382		42.2%
3	199		22.0%
4	43		4.8%
5	16		1.8%

Total: 905

Seek changes to the ASTT Act to include defined rights to practice

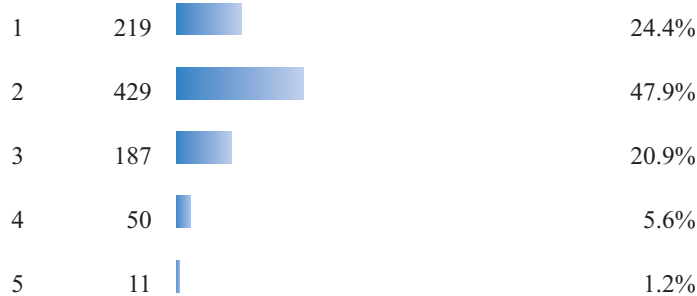
1	221		24.8%
2	365		40.9%
3	241		27.0%
4	54		6.1%
5	11		1.2%

Total: 892

Please indicate how important you feel it is for ASTTBC to perform activities in the following areas:

1 - must do 2 - important 3 - average 4 - not important 5 - definitely should not do

Discussion with other professional associations re joint initiatives that promote and advance the teams in which ASTTBC members function




Total: 896

Work with APEGBC and ABCFP to promote and enhance Limited Licensure



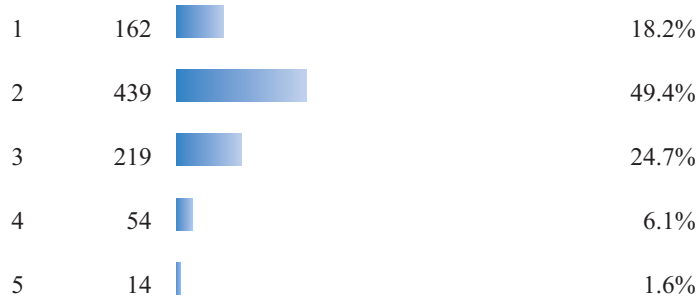
Total: 864

Work with AIBC and government to develop Limited Licensure in Architecture



Total: 824

Develop positions on public policy issues (eg. technology education & awareness; sustainability)








Total: 888

Please indicate how important you feel it is for ASTTBC to perform activities in the following areas:






1 - must do 2 - important 3 - average 4 - not important 5 - definitely should not do

Increase public profile of ASTTBC and the professionals we register

1	300		33.0%
2	391		43.0%
3	153		16.8%
4	47		5.2%
5	18		2.0%






Total: 909

Increase employer relations (Employer Liaison Program)

1	192		21.5%
2	408		45.6%
3	218		24.4%
4	60		6.7%
5	17		1.9%






Total: 895

Enhance ASTTBC's Continuing Professional Development (CPD) program

1	192		21.5%
2	388		43.5%
3	236		26.5%
4	58		6.5%
5	17		1.9%

Total: 891

Make CPD mandatory for all members

1	84		9.6%
2	213		24.3%
3	378		43.2%
4	139		15.9%
5	61		7.0%

Total: 875

Please indicate how important you feel it is for ASTTBC to perform activities in the following areas:

1 - must do

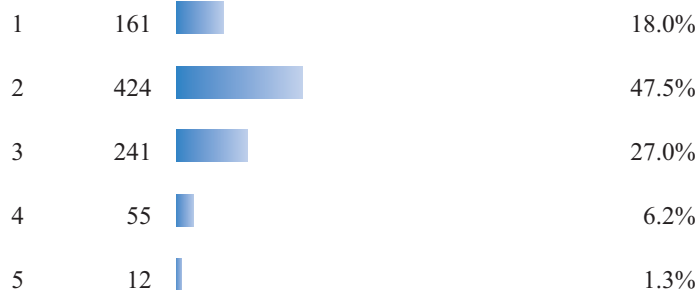
2 - important

3 - average

4 - not important


5 - definitely should not do

Join with other groups in offering technical workshops



Total: 893

Expand job search assistance services



Total: 896

Continue to publish a Member Compensation Survey



Total: 900

Expand member services



Total: 905

Please indicate how important you feel it is for ASTTBC to perform activities in the following areas:

1 - must do 2 - important 3 - average 4 - not important 5 - definitely should not do

Offer specific services for students, grad techs and retired members



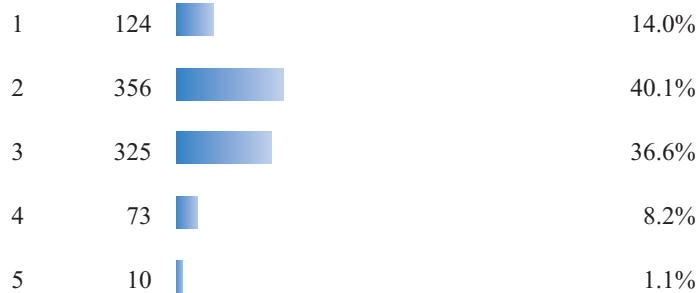
Total: 899

Increase communications with members



Total: 905

Target communications to specific disciplines of members



Total: 888

Hold more community level meetings with members



Total: 884

Please indicate how important you feel it is for ASTTBC to perform activities in the following areas:

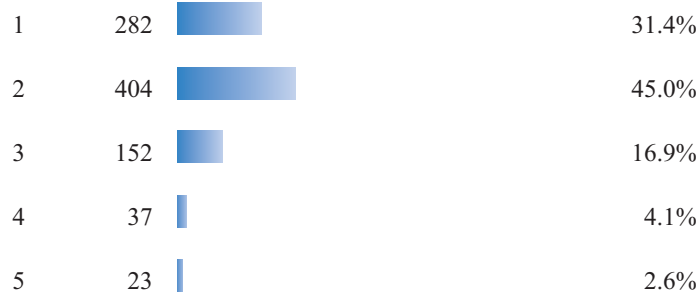
1 - must do 2 - important 3 - average 4 - not important 5 - definitely should not do

Enhance the Errors & Omissions insurance program



Total: 863

Promote careers in technology



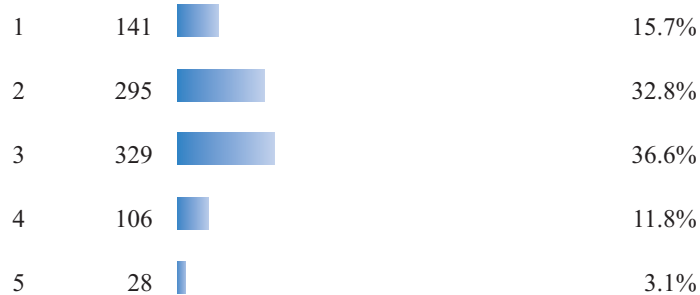
Total: 898

Develop a mentorship program for new graduates



Total: 900

Assist Internationally Educated Professionals with getting established and registered



Total: 899

Please indicate how important you feel it is for ASTTBC to perform activities in the following areas:


1 - must do 2 - important 3 - average 4 - not important 5 - definitely should not do

Enhance labour mobility between provinces and countries



Total: 903

Enhance linkages with international organizations with similar goals and interests



Total: 892

Recruit more members in existing disciplines



Total: 890

Add certification in new technology disciplines



Total: 884

Please indicate how important you feel it is for ASTTBC to perform activities in the following areas:

1 - must do 2 - important 3 - average 4 - not important 5 - definitely should not do

Add certification in new 'technical specialist' areas



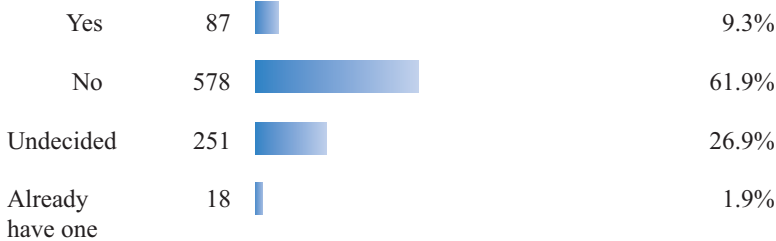
Total: 870

Do you have a Limited License in Engineering or Geoscience from APEGBC?



Total: 934

Do you plan to obtain a Limited License within the next 3 years?



Total: 934

ASTTBC has a new designation called Registered Technology Manager (RTMgr). Do your work responsibilities include supervision of others or management of technology or people?



Total: 934

Do you have another managerial designation? (e.g. PMP, BComm, MBA)



Total: 934

Are you interested in obtaining an RTMgr designation?



Total: 934

Please indicate how well you feel ASTTBC is performing (or achieving) in each section:

1 - strongly agree

2 - agree

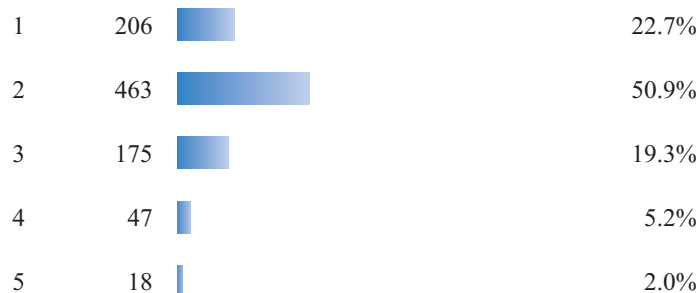
3 - average

4 - disagree

5 - strongly disagree

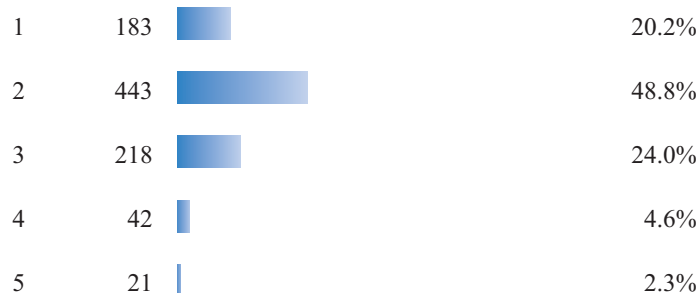
ASTTBC is performing well in:

High standards of professional certification/regulation



Total: 909

Admission/registration procedures



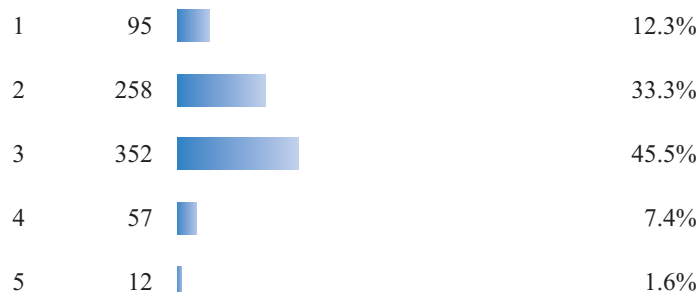
Total: 907

Complaint resolution and discipline



Total: 778

Transferability/portability between provinces/countries



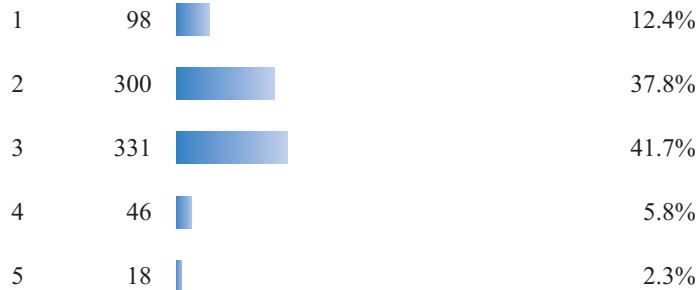
Total: 774

Please indicate how well you feel ASTTBC is performing (or achieving) in each section:

1 - strongly agree 2 - agree 3 - average 4 - disagree 5 - strongly disagree

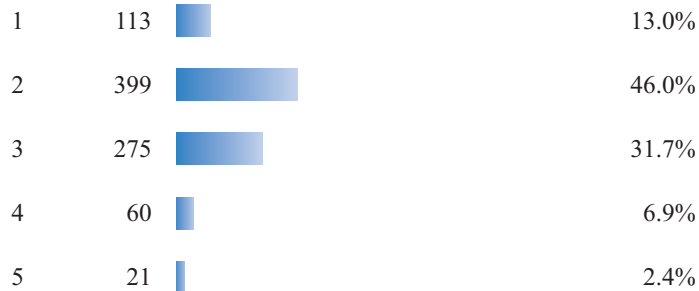
ASTTBC is performing well in:

Granting credit for experiential learning toward certification



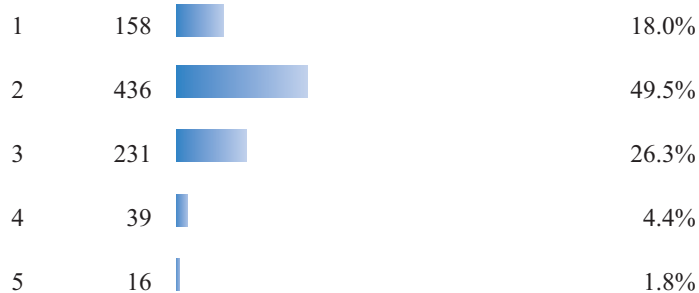
Total: 793

The current minimum work experience requirement for certification is adequate



Total: 868

The Code Of Ethics adequately addresses contemporary ethical issues facing ASTTBC members



Total: 880

Ensuring that those practicing in technology are registered with ASTTBC

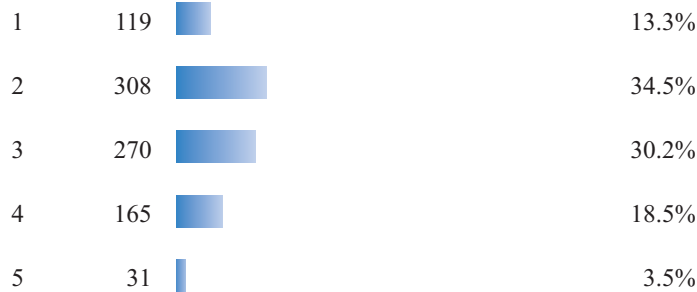


Total: 879

Please indicate how well you feel ASTTBC is performing (or achieving) in each section:

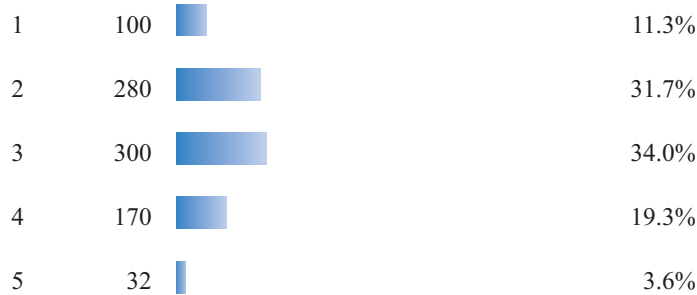
1 - strongly agree 2 - agree 3 - average 4 - disagree 5 - strongly disagree

Public understanding of the role of technologists and technicians



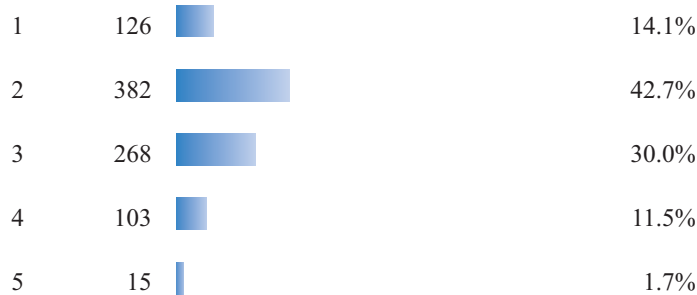
Total: 893

Public understanding of the role of technical specialists



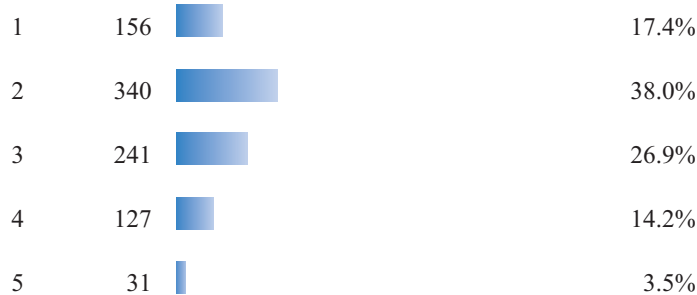
Total: 882

Members are perceived as having accountability



Total: 894

Members are recognized as professional by employers



Total: 895

Please indicate how well you feel ASTTBC is performing (or achieving) in each section:

1 - strongly agree

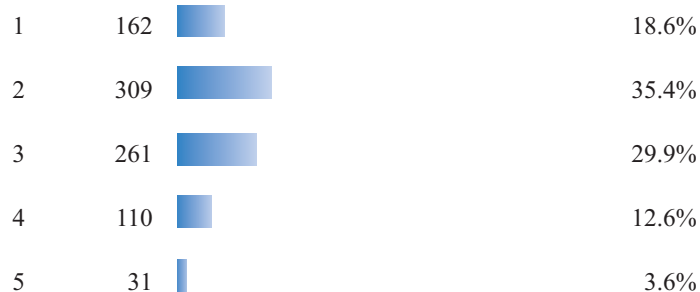
2 - agree

3 - average

4 - disagree

5 - strongly disagree

Members are recognized as professional by regulatory bodies (eg. BC government and municipalities)




Total: 873

Members are recognized as professional by other professionals




Total: 896

ASTTBC has influence and impact on health, public safety and the environment



Total: 870

ASTTBC has credibility and influence

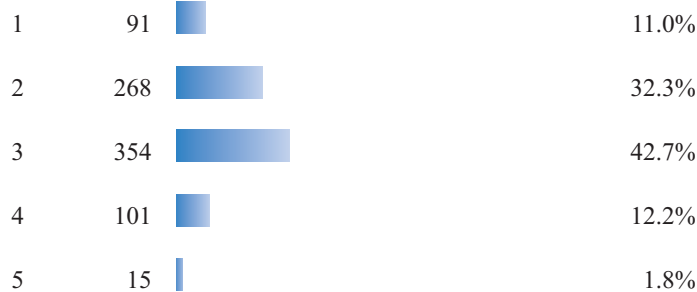


Total: 894

Please indicate how well you feel ASTTBC is performing (or achieving) in each section:

1 - strongly agree 2 - agree 3 - average 4 - disagree 5 - strongly disagree

ASTTBC is consulted on key issues



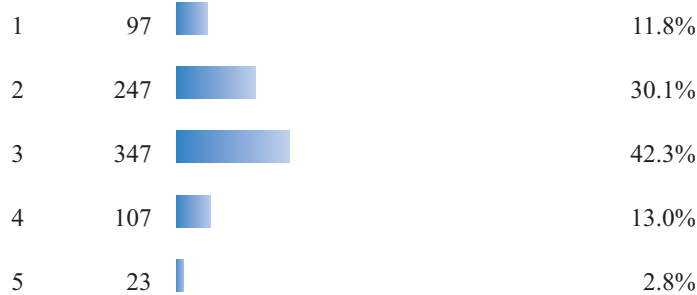
Total: 829

ASTTBC has positive relations with other professional associations



Total: 846

ASTTBC is a strong voice with government



Total: 821

ASTTBC is proactive vs. re-active on important issues



Total: 833

Please indicate how well you feel ASTTBC is performing (or achieving) in each section:

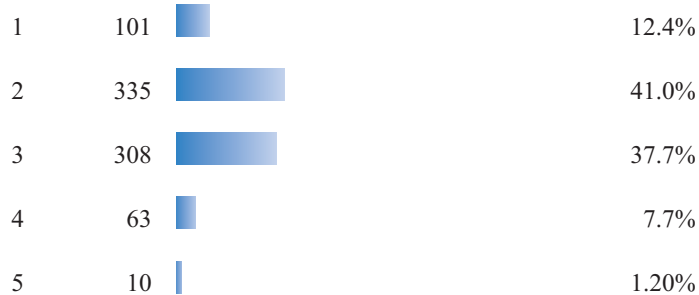
1 - strongly agree 2 - agree 3 - average 4 - disagree 5 - strongly disagree

ASTTBC creates awareness of ASTTBC and technology professionals



Total: 870

ASTTBC is making progress toward defined rights of practice



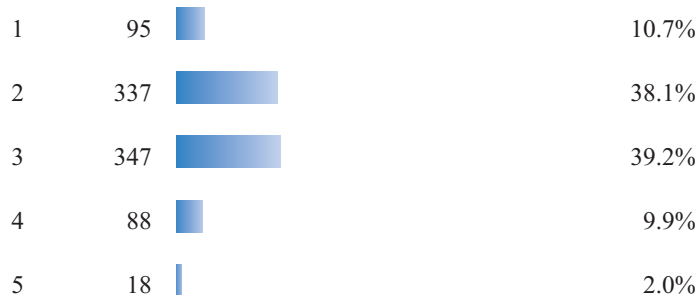
Total: 817

ASTTBC is doing enough to advocate that jobs are filled by AScT / CTech and technical specialists



Total: 842

Providing information on workshops and seminars that are provided by others



Total: 885

Please indicate how well you feel ASTTBC is performing (or achieving) in each section:

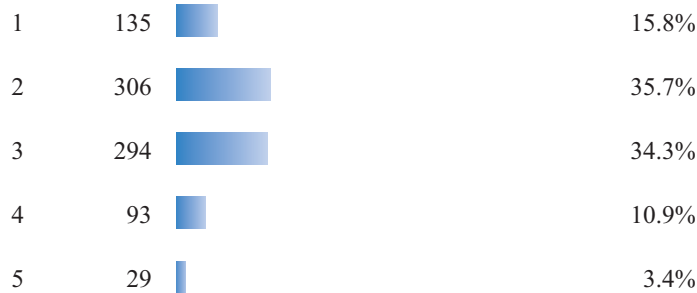
1 - strongly agree 2 - agree 3 - average 4 - disagree 5 - strongly disagree

Errors & Omissions insurance



Total: 800

A Member Compensation Survey is helpful in negotiations with employers



Total: 857

Services for self-employed members



Total: 744

Services for students, grad techs and retired members



Total: 764

Please indicate how well you feel ASTTBC is performing (or achieving) in each section:

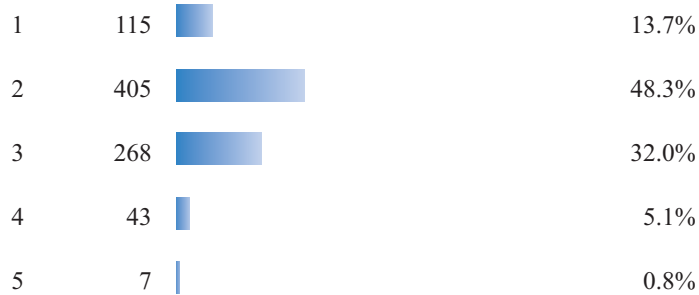
1 - strongly agree 2 - agree 3 - average 4 - disagree 5 - strongly disagree

Strategic planning



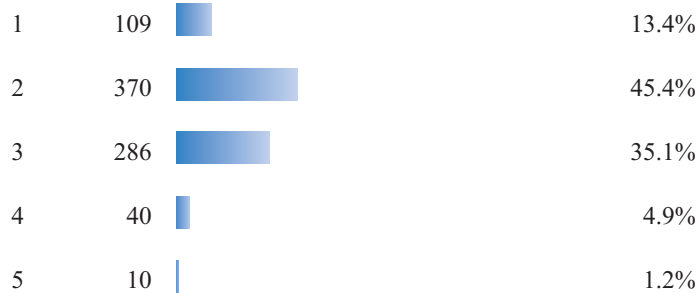
Total: 804

Forward looking and innovative



Total: 838

Leadership and entrepreneurial business style



Total: 815

Open and transparent



Total: 845

Please indicate how well you feel ASTTBC is performing (or achieving) in each section:

1 - strongly agree 2 - agree 3 - average 4 - disagree 5 - strongly disagree

Being accessible and responding to members



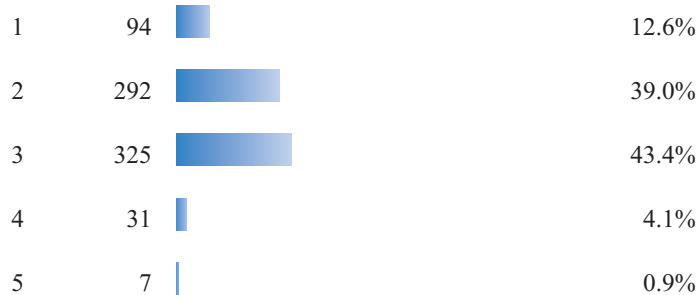
Total: 850

Sound financial position



Total: 772

Utilization of volunteers



Total: 749

Annual General Meeting



Total: 767

Please indicate how well you feel ASTTBC is performing (or achieving) in each section:

1 - strongly agree 2 - agree 3 - average 4 - disagree 5 - strongly disagree

Governance of ASTTBC

1	132		16.4%
2	357		44.3%
3	276		34.2%
4	32		4.0%
5	9		1.1%

Total: 806

Performance of Council

1	120		15.3%
2	346		44.2%
3	281		35.9%
4	28		3.6%
5	8		1.0%

Total: 783

Performance of staff

1	169		20.7%
2	375		45.8%
3	222		27.1%
4	38		4.6%
5	14		1.7%

Total: 818

Please rank your opinion of the effectiveness of the communication methods that ASTTBC employs to you as a member:

1 - very satisfied 2 - satisfied 3 - average 4 - dissatisfied 5 - very dissatisfied

ASTT News printed newsletter

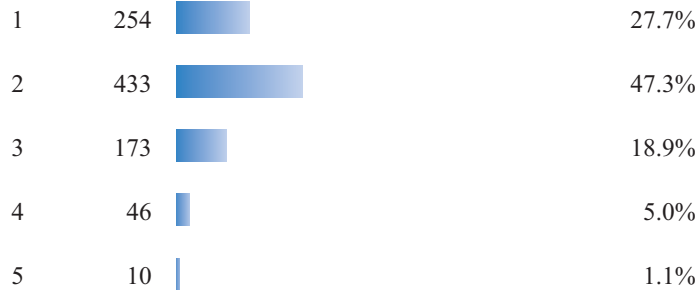
1	154		17.6%
2	351		40.1%
3	283		32.3%
4	59		6.7%
5	28		3.2%

Total: 875

Please rank your opinion of the effectiveness of the communication methods that ASTTBC employs to you as a member:

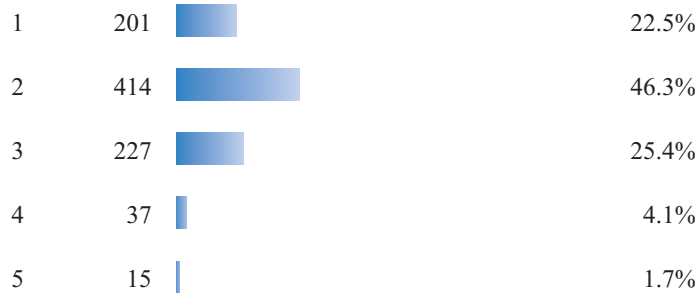
1 - very satisfied 2 - satisfied 3 - average 4 - dissatisfied 5 - very dissatisfied

ASTT e-News electronic newsletter



Total: 916

Member broadcast e-mails



Total: 894

ASTTBC web site



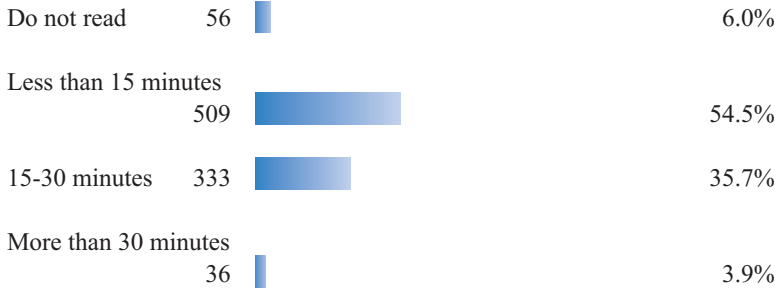
Total: 900

Individually addressed mail



Total: 849

On average, how much time do you spend reading each issue of ASTT News?



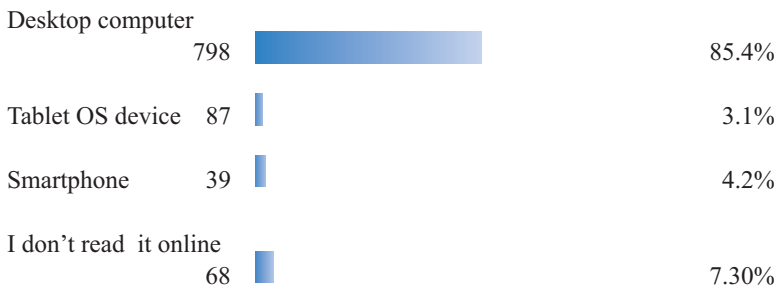
Total: 934

If you had a choice, would you read the ASTT News digitally?



Total: 933

If applicable, what device do you use most to read the ASTT News online?



Total: 934

Are you receiving e-News?



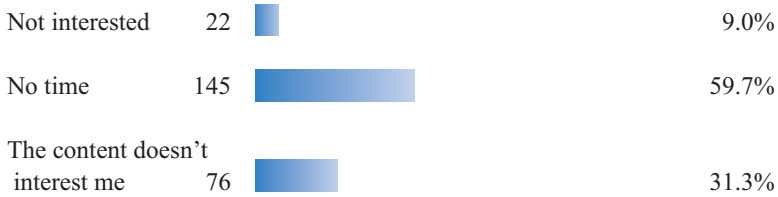
Total: 934

If you receive it, are you reading it?



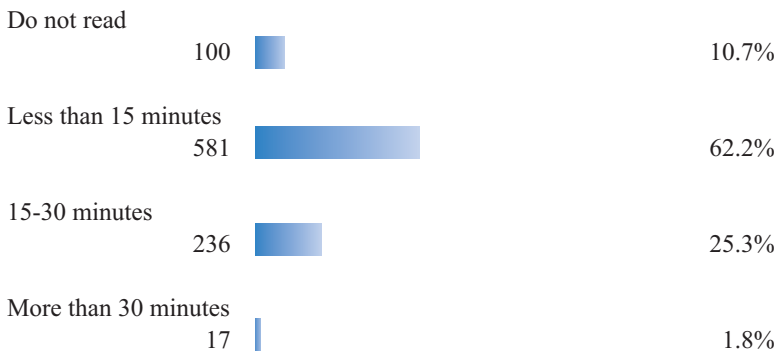
Total: 934

If you are not reading it, please indicate why.



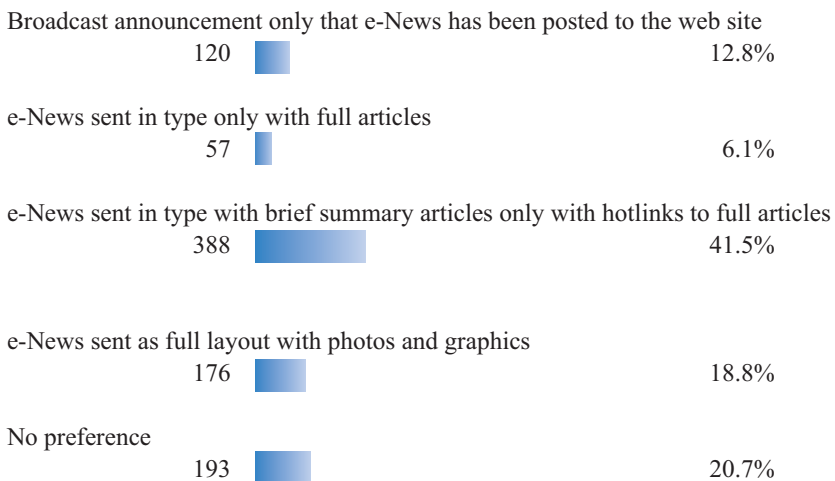
Total: 934

On average, how much time do you spend reading each issue of e-News?



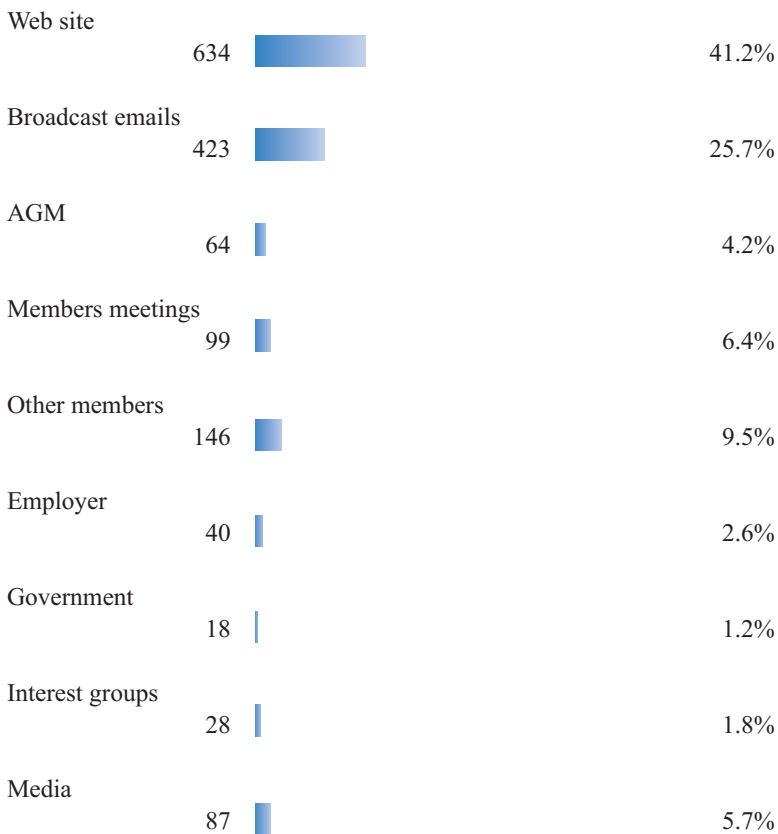
Total: 934

Please indicate the electronic delivery format you prefer for ASTT e-News:



Total: 934

In addition to ASTT News and ASTT e-News, how else do you obtain news and information about ASTTBC? (check all that apply)



Total: 1539

Please indicate the importance of providing news and/or information on the following topics (either by ASTT News, ASTT e-News, web site, broadcast email):

1 - most interested 2 - important 3 - average 4 - not important

Achievements and issues on practice rights



Total: 885

Please indicate the importance of providing news and/or information on the following topics (either by ASTT News, ASTT e-News, web site, broadcast email):

1 - most interested 2 - important 3 - average 4 - not important

Legislative and regulatory changes

1	341		38.4%
2	368		41.5%
3	157		17.7%
4	21		2.4%

Total: 887

Information on registration processes

1	159		18.1%
2	367		41.8%
3	308		35.0%
4	45		5.1%

Total: 879

Information on professional standards

1	267		30.0%
2	462		51.9%
3	138		15.0%
4	24		2.7%

Total: 891

Association activities

1	165		18.5%
2	462		51.9%
3	241		27.0%
4	23		2.6%

Total: 891

Council minutes

1	72		8.2%
2	310		35.4%
3	407		46.5%
4	87		9.9%

Total: 876

Please indicate the importance of providing news and/or information on the following topics (either by ASTT News, ASTT e-News, web site, broadcast email):

1 - most interested

2 - important

3 - average

4 - not important

President's viewpoint

1	109		12.5%
2	374		42.9%
3	335		38.4%
4	54		6.2%

Total: 872

Executive Director's report

1	99		11.4%
2	369		42.5%
3	337		38.8%
4	63		7.3%

Total: 868

Registrar's report

1	74		8.6%
2	349		40.3%
3	373		43.1%
4	69		8.0%

Total: 865

Practice Review Board disciplinary findings

1	201		23.0%
2	389		44.5%
3	243		27.8%
4	42		4.8%

Total: 875

Letters to the Editor

1	131		15.1%
2	409		47.0%
3	280		32.2%
4	50		5.7%

Total: 870

Please indicate the importance of providing news and/or information on the following topics (either by ASTT News, ASTT e-News, web site, broadcast email):

1 - most interested

2 - important

3 - average

4 - not important

Member profile

1	116		13.3%
2	391		44.9%
3	312		35.9%
4	51		5.9%




Total: 870

Members in the news

1	165		18.8%
2	414		47.2%
3	264		30.1%
4	34		3.9%



Total: 877

Continuing Professional Development information

1	298		33.8%
2	420		47.6%
3	139		15.8%
4	25		2.8%

Total: 882

Career development information

1	312		35.3%
2	411		46.5%
3	133		15.1%
4	25		2.8%

Total: 883

Promoting careers in technology

1	280		31.4%
2	414		46.5%
3	166		18.6%
4	31		3.5%

Total: 891

Please indicate the importance of providing news and/or information on the following topics (either by ASTT News, ASTT e-News, web site, broadcast email):


1 - most interested 2 - important 3 - average 4 - not important

Sustainability information

1	188		21.6%
2	414		47.5%
3	238		27.3%
4	32		3.7%

Total: 872

Public policy issues

1	167		19.2%
2	434		49.9%
3	235		27.0%
4	34		3.9%

Total: 870

Technical bulletins

1	267		30.4%
2	437		49.8%
3	151		17.2%
4	22		2.5%

Total: 877

Feature articles

1	169		19.4%
2	466		53.5%
3	214		24.6%
4	22		2.5%

Total: 871

Employment/Job Ads

1	303		34.0%
2	351		39.4%
3	194		21.7%
4	44		4.9%

Total: 892

Please indicate the importance of providing news and/or information on the following topics (either by ASTT News, ASTT e-News, web site, broadcast email):

1 - most interested 2 - important 3 - average 4 - not important

Discipline specific technical articles

1	204		23.4%
2	445		51.1%
3	192		22.0%
4	30		3.4%




Total: 871

Coming events, seminars & workshops

1	243		27.7%
2	423		48.2%
3	184		21.0%
4	27		3.1%



Total: 877

Have you provided ASTTBC with your e-mail address?

Yes	919		98.9%
No	4		0.4%
Not sure	11		1.2%

Total: 934

If not, please tell us why

Not aware that ASTTBC was seeking member e-mail addresses	17		73.9%
Do not wish to receive e-mail messages from ASTTBC	6		26.1%
Do not have e-mail access	0		0%

Total: 23

How useful do you find the broadcast e-mails that ASTTBC currently sends to members?

Highly useful	142	15.2%
Occasionally useful	719	77.0%
Not useful	62	6.6%
Not aware that ASTTBC sent broadcast e-mails or do not receive	11	1.2%

Total: 934**How useful is the ASTTBC web site to you (www.asttbc.org)?**

Very useful	143	15.3%
Useful	411	44.0%
Somewhat Useful	336	36.0%
Of no use to me	44	4.7%

Total: 934**On average, how often do you go to ASTTBC's web site?**

Once a day or more	7	0.7%
Several times each week	20	2.1%
Once a week	80	8.6%
Several times a month	127	13.6%
Once a month	235	25.2%
Less than once a month	426	45.6%
Never	39	4.2%

Total: 934

Please indicate which services/documents you access on ASTTBC's website? (Note: multiple selections allowed)

Searchable Member Directory	362	8.3%
CTEN employment listings/available for employment	227	5.2%
Member Compensation Survey report	396	9.1%
General Member Survey report	200	4.6%
Coming Events	423	9.7%
Awards	103	2.4%
Bursaries and scholarships	100	2.3%
ASTT News	333	7.7%
ASTT e-News	354	8.2%
Member services/affinity program information	187	4.3%
Registration information	152	3.5%
Dues renewal online	506	11.7%
Event registration online (e.g. AGM)	106	2.4%
Contact information update	150	3.5%
Council Minutes	62	1.4%
Executive Director's Report	66	1.5%
Registrar's Report	40	0.9%
ASTTBC staff list	88	2.0%
TechPRO	129	3.0%

Please indicate which services/documents you access on ASTTBC's website? (Note: multiple selections allowed) ...cont'd

Career Awareness / TechWORKS!	174	4.0%	
Links to other organizations	184	4.2%	
			Total: 934

What additional information/services would you like to see on ASTTBC's web site? (Note: multiple selections allowed)

Changes to relevant government legislation	390	22.7%	
Code changes and technical standards documents	426	24.8%	
Technical information and reports	465	27.0%	
Members Discussion Forum section	296	17.2%	
Consultant's Directory that ASTTBC members could advertise in for a fee	144	8.4%	
			Total: 934

ASTTBC has added TechPRO to the web site where members can post their own profiles. Have you posted your profile on TechPRO?

Yes	84	9.0%	
No	850	91.0%	
			Total: 934

If not, please tell us why?

Not aware of TechPRO	330	39.3%	
Not interested in posting a profile	24	28.6%	
Concern about privacy issues	65	7.7%	
No time	113	13.5%	
Other	92	11.0%	
			Total: 840

Have you seen ASTTBC ads/articles in newspapers, magazines, or other association newsletters, or ASTTBC displays at trade shows, in the past year?

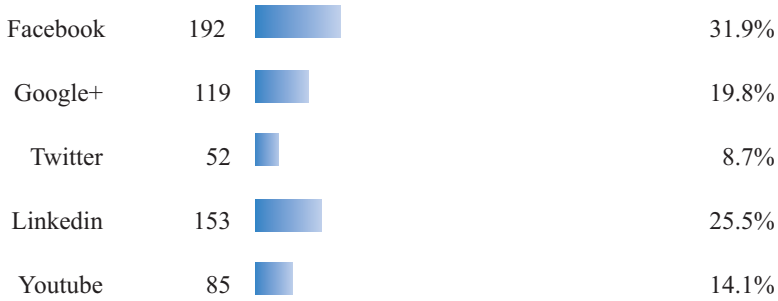
Yes	392	42.0%	
No	542	58.0%	
			Total: 934

If you have seen ASTTBC ads how would you rate the quality and messaging?



Total: 457

Are you interested in following ASTT on any of the following social media web sites? (check all that apply)

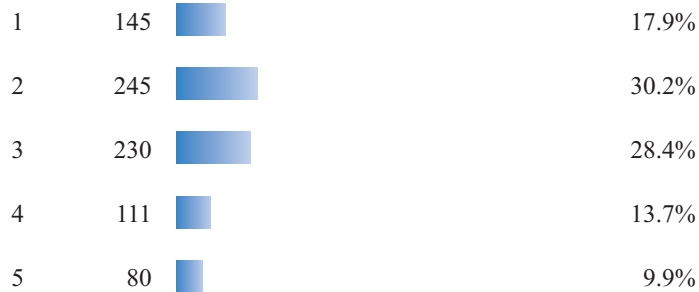


Total: 601

Please rank how much the following services would benefit you:

1 - very worthwhile 2 - worthwhile 3 - average 4 - little benefit 5 - no benefit

CTEN online employment assistance








Total: 811

Please rank how much the following services would benefit you:






1 - very worthwhile 2 - worthwhile 3 - average 4 - little benefit 5 - no benefit

Professional Liability insurance

1	144		17.0%
2	249		29.5%
3	244		28.9%
4	113		13.4%
5	95		11.2%






Total: 845

Life insurance

1	119		13.9%
2	207		24.2%
3	251		29.4%
4	157		18.4%
5	120		14.1%






Total: 854

Home insurance

1	121		14.3%
2	232		27.3%
3	244		28.7%
4	145		17.1%
5	107		12.6%

Total: 849

Sickness, Accident and Disability insurance






1	123		14.7%
2	207		24.8%
3	240		28.8%
4	139		16.7%
5	125		15.0%

Total: 834

Please rank how much the following services would benefit you:






1 - very worthwhile 2 - worthwhile 3 - average 4 - little benefit 5 - no benefit

Auto rental savings

1	119		14.0%
2	245		28.8%
3	257		30.2%
4	131		15.4%
5	99		11.6%






Total: 887

Auto purchase savings

1	162		19.3%
2	261		31.1%
3	210		25.1%
4	113		13.5%
5	92		11.0%

Total: 838

Technology Ring

1	111		13.3%
2	179		21.5%
3	233		28.0%
4	139		16.7%
5	171		20.5%

Total: 833

Please rank how much the following services would benefit you:






1 - very worthwhile 2 - worthwhile 3 - average 4 - little benefit 5 - no benefit

Discount card for work and field clothing

1	232		26.8%
2	302		34.9%
3	201		23.2%
4	67		7.7%
5	64		7.4%






Total: 866

Web design savings

1	75		9.1%
2	131		16.0%
3	278		33.9%
4	141		17.2%
5	195		23.8%






Total: 820

Discount card for office and dress clothing

1	243		28.2%
2	271		31.4%
3	205		23.8%
4	80		9.3%
5	63		7.3%

Total: 862

Financial services such as combined mortgage/savings accounts






1	144		17.2%
2	228		27.2%
3	239		28.6%
4	113		13.5%
5	113		13.5%

Total: 837

Please rank how much the following services would benefit you:






1 - very worthwhile 2 - worthwhile 3 - average 4 - little benefit 5 - no benefit

Management skills training

1	220		25.6%
2	318		37.1%
3	189		22.0%
4	73		8.5%
5	58		6.8%






Total: 858

Technical seminars and workshops

1	281		32.3%
2	368		42.3%
3	145		16.7%
4	46		5.3%
5	29		3.3%






Total: 869

Web-based learning

1	249		29.1%
2	308		35.9%
3	200		23.3%
4	59		6.9%
5	41		4.8%

Total: 857

Consumer savings (eg. Costco membership, BCAA membership)


1	327		37.2%
2	304		34.6%
3	155		17.6%
4	54		6.1%
5	39		4.4%

Total: 879

Please rank how much the following services would benefit you:






1 - very worthwhile 2 - worthwhile 3 - average 4 - little benefit 5 - no benefit

Business travel discounts

1	218		25.6%
2	251		29.5%
3	196		23.0%
4	93		10.9%
5	94		11.0%

Total: 852

Health and Wellness (personal training and health supplements)

1	128		15.3%
2	202		24.1%
3	256		30.5%
4	123		14.7%
5	130		15.5%

Total: 839

In addition to the existing Errors & Omissions insurance program, provide Secondary Errors & Omissions insurance that would provide all members with at least basic and limited coverage at a mandatory levy of \$25 per member per year.

1	87		10.6%
2	135		16.4%
3	192		23.4%
4	154		18.8%
5	253		30.8%

Total: 821

Please rank how much the following services would benefit you:

1 - very worthwhile 2 - worthwhile 3 - average 4 - little benefit 5 - no benefit

An advertising campaign that promotes awareness of the role of technology professionals at a mandatory levy of \$25 per member per year.



Total: 829

When paying your dues do you take advantage of the \$10 early discount as an incentive to pay your dues?



Total: 934

Were you aware you can donate your Early Payment Discount to ASTTBC's charitable foundation, the Foundation for Education & Advancement in Technology (FEAT)?



Total: 934

Were you aware you can make a donation of any amount to FEAT at any time and receive a charitable tax receipt?



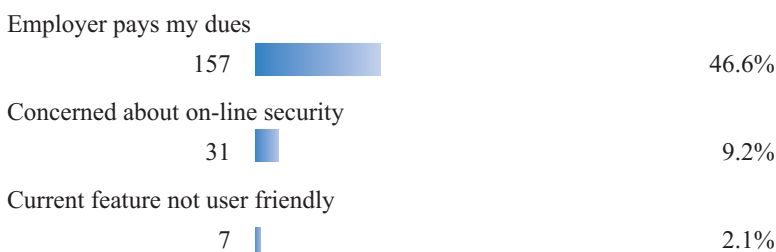
Total: 934

Do you use the Online Dues Payment feature on the ASTTBC web site?



Total: 934

If you do not use the Online Dues Payment feature, why not?



If you do not use the Online Dues Payment feature, why not? ...cont'd

Not aware ASTTBC dues could be paid on-line

45  13.4%

Other

97  28.8%**Total: 337****ASTT now accepts dues payments by direct debit using Interac Online. Will you utilize this service for paying your annual dues?**Yes 242  25.9%No 692  74.1%**Total: 934****Do you display your ASTTBC registration certificate at your place of work?**Yes 556  59.5%No 378  40.5%**Total: 934****If you display your registration certificate, do you add the annual renewal decal to it each year?**Yes 558  74.2%No 194  25.8%**Total: 752**